



# CREDIBILITY ALLIANCE

B-22, Tara Crescent ,Qutab Institutional Area, New Delhi-110016

INCOME & EXPENDITURE ACCOUNT FOR THE YEAR ENDED 31/03/2009			
		Amount (Rs)	
	SCHEDULE	F.Y.2008-09	F.Y.2007-08
<b><u>I. INCOME</u></b>			
Grant in Aid	[09]	4,745,289.00	3,819,762.00
Donation		335,293.00	273,000.00
Other Income	[10]	641,546.00	1,364,590.00
Bank Interest		127,073.00	61,034.00
<b>TOTAL Rs.</b>		<b>5,849,201.00</b>	<b>5,518,386.00</b>
<b><u>II. EXPENDITURE</u></b>			
Programme Related Expenses	[11]	4,935,144.00	4,684,732.00
Office & Administrative Expenses	[12]	38,540.00	123,721.00
Depreciation	[03]	65,934.00	94,054.00
Less: Depreciation transferred to Asset Fund	[03]	64,938.00	93,065.00
<b>TOTAL Rs.</b>		<b>4,974,680.00</b>	<b>4,809,442.00</b>
<b>III. EXCESS OF INCOME OVER EXPENDITURE</b>	[I - II]	<b>874,521.00</b>	<b>708,944.00</b>
<b>IV. EXCESS OF INCOME OVER EXPENDITURE TRANSFERRED TO GENERAL FUND</b>		<b>874,521.00</b>	<b>708,944.00</b>
Significant Accounting Policies and Notes to Accounts	[14]		

The schedules referred to above form an integral part of the Balance Sheet.

IN TERMS OF OUR REPORT OF EVEN DATE

For & on behalf :  
**S.SAHOO & CO.**

Chartered Accountants



Place : New Delhi  
Date : 30th April 2009.

For:

**CREDIBILITY ALLIANCE**

[Mathew Cherian]

Chairperson

[Venkat Krishnan N]

Treasurer

[Vijay Nadkarni]  
Secretary



# CREDIBILITY ALLIANCE

B-32, Tara Crescent ,Qutab Institutional Area, New Delhi-110016

RECEIPTS & PAYMENT ACCOUNT FOR THE YEAR ENDED 31/03/2009			
		Amount(Rs.)	
SCHEDULE	F.Y.2008-09	F.Y.2007-08	
<b>RECEIPTS</b>			
<u>Opening Balance</u>			
Cash in Hand	-		147.00
Cash at Bank	1,045,688.00		3,133,925.00
Grant Received	5,855,347.00		1,334,748.00
Donation	335,769.00		273,000.00
Bank Interest	150,071.00		31,749.00
Other Receipts	667,146.00		1,387,090.00
Loans & advances	159,578.00		40,395.00
<b>TOTAL Rs.</b>		<b>8,213,599.00</b>	<b>6,201,054.00</b>
<b>PAYMENTS</b>			
Programme Related Expenses	4,935,144.00		4,701,122.00
Office & Administrative Expenses	25,304.00		110,714.00
Loans & Advance	391,327.00		336,940.00
Non Recurring Exp	2,079.00		6,590.00
<b>Cash &amp; Bank Balance c/d</b>			
Cash in Hand			-
Cash at Bank :	2,859,745.00		1,045,688.00
<b>TOTAL Rs.</b>		<b>8,213,599.00</b>	<b>6,201,054.00</b>

Significant Accounting Policies and Notes to Accounts  
The schedules referred to above form an integral part of the Balance Sheet.

[14]

IN TERMS OF OUR REPORT OF EVEN DATE

For & on behalf of:  
**S. SAHOO & CO.**  
Chartered Accountants



[S. Subjit Sahoo, FCA, IIb]  
Partner  
M No. 057426

Place : New Delhi  
Date : 30th April 2009.

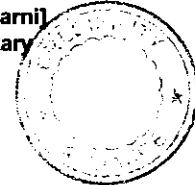
For:

**CREDIBILITY ALLIANCE**

[Mathew Cherian]  
Chairperson

[Venkat Krishnan N]  
Treasurer

[Vijay Nadkarni]  
Secretary




## CREDIBILITY ALLIANCE

B-32, Tara Crescent ,Qutab Institutional Area, New Delhi-110016

Amount (Rs.)

Schedules forming part of Financial Statement		
	F.Y.2008-09	F.Y.2007-08
<b><u>SCHEDULE [01] : GENERAL FUND</u></b>		
Opening Balance	1,017,906.00	308,962.00
Add: Excess of Income Over Expenditure	874,521.00	708,944.00
Transferred from Income & Expenditure Account	-	-
Add: Amount transferred from Asset Fund	-	-
<b>TOTAL Rs.</b>	<b>1,892,427.00</b>	<b>1,017,906.00</b>
<b><u>SCHEDULE [02] : ASSET FUND</u></b>		
Balance as per Last Year	460,654.00	553,718.00
Add: Asset Purchased During the year	-	-
Add: Asset Received In Kind	-	1.00
Less: Depreciation Charged out of Grant asset and transferred from Income & Expenditure Account	64,938.00	93,065.00
Less: Assets Disposed off during the year	-	-
<b>TOTAL Rs.</b>	<b>395,716.00</b>	<b>460,654.00</b>
<b><u>SCHEDULE [04] : LOANS AND ADVANCES</u></b>		
<i>Unsecured, Considered good unless otherwise stated</i>		
Security Deposit for Gas	1,400.00	1,400.00
Security Deposit With BMC	5,400.00	5,400.00
Security Deposit With Land Lord	7,803.00	7,803.00
Security Deposit With BEST	1,200.00	1,200.00
Other Receivables	-	-
Give India	278,638.00	-
Staff Advance against Project Exp.	60,000.00	155,351.00
<b>TOTAL Rs.</b>	<b>354,441.00</b>	<b>171,154.00</b>
<b><u>SCHEDULE [05] : OTHER CURRENT ASSETS</u></b>		
Accrued Interest	-	22,998.00
Prepaid Exp	6,813.00	4,227.00
Tax Deducted at Source	172,796.00	140,403.00
<b>TOTAL Rs.</b>	<b>179,609.00</b>	<b>167,628.00</b>
<b><u>SCHEDULE [06] : CASH &amp; BANK BALANCE</u></b>		
Cash in Hand	-	-
Cash at Bank :		
With Indian Saving A/c	2,072,554.00	1,045,686.00
With FCRA Saving A/c	787,191.00	2.00
<b>TOTAL Rs.</b>	<b>2,859,745.00</b>	<b>1,045,688.00</b>

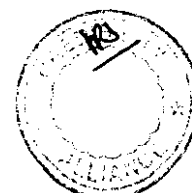


## CREDIBILITY ALLIANCE

B-32, Tara Crescent ,Qutab Institutional Area, New Delhi-110016

Amount (Rs.)

Schedules forming part of Financial Statement		
	F.Y.2008-09	F.Y.2007-08
<b><u>SCHEDULE [07] : CURRENT LIABILITIES</u></b>		
Public Health Institute(Unspent Grant)	249,820.00	281,622.00
Advance Membership Application Fees	7,000.00	24,000.00
Advance Membership Fees	8,250.00	18,500.00
Accreditation Charges Payable	52,850.00	-
Audit Fee Payable	13,236.00	13,483.00
Other Liability	-	36.00
<b>TOTAL Rs.</b>	<b>331,156.00</b>	<b>337,641.00</b>
<b><u>SCHEDULE [08] : UNSPENT GRANT BALANCE</u></b>		
Opening Balance of Unspent Grant		2,766,672.00
Add:Grant Received During the year		
Ford Foundation Grant	4,950,157.00	
Bain Capital Grant	500,000.00	
Guidestar	-	323,324.00
	5,450,157.00	3,089,996.00
Less:Grant Utilised During the Year	4,308,261.00	3,089,996.00
<b>TOTAL Rs.</b>	<b>1,141,896.00</b>	<b>-</b>
<b><u>SCHEDULE [09] : GRANTS</u></b>		
Plan International	-	156,642.00
Public Health Institute-I	-	453,657.00
Public Health Institute-II	394,864.00	119,467.00
Public Health Institute-III	42,164.00	
Ford Foundation Grant	4,308,261.00	2,766,672.00
GuideStar Project	-	323,324.00
<b>TOTAL Rs.</b>	<b>4,745,289.00</b>	<b>3,819,762.00</b>
<b><u>SCHEDULE [10] : OTHER INCOME</u></b>		
Membership Fees	191,500.00	159,088.00
Accreditation Process Charges	235,793.00	1,172,000.00
Receipt from Projects	128,164.00	-
PG Review Receipts	55,000.00	1,000.00
Miscellaneous Receipt	10,539.00	32,502.00
Workshop Fees	20,550.00	-
<b>TOTAL Rs.</b>	<b>641,546.00</b>	<b>1,364,590.00</b>




# CREDIBILITY ALLIANCE

B-32, Tara Crescent ,Qutab Institutional Area, New Delhi-110016

Amount (Rs.)

Schedules forming part of Financial Statement		
	F.Y.2008-09	F.Y.2007-08
<b><u>SCHEDULE [11] : PROGRAMME RELATED EXPENSES</u></b>		
<b><u>Plan International</u></b>		
Admin Charges	-	1,122.00
Travelling Expenses	-	89,661.00
Consultancy Charges	-	239,841.00
<b><u>Public Health Institute-I</u></b>		
Assessors Fee	-	281,043.00
Miscellaneous	-	2,346.00
Per Diem	-	115,624.00
Training Exp.	-	20,525.00
Translation Fee	-	10,530.00
Travelling Expenses	-	23,589.00
<b><u>Public Health Institute-II</u></b>		
Travelling Expenses	51,641.00	119,467.00
Assessors Fee	156,000.00	
Per Diem	161,920.00	
Membership Fees	13,500.00	
Training Cost	9,812.00	
Administration Charges	2,000.00	
<b><u>Public Health Institute-III</u></b>		
Assessors Training	10,588.00	
Membership Fees	4,000.00	
Workshop Expenses	27,536.00	
Administration Charges	40.00	
<b><u>Others</u></b>		
Project Expenses	111,608.00	
Staff salary	-	536,758.00
Meeting Expenses	12,292.00	21,027.00
Travelling Expenses	29,112.00	78,638.00
Publication & Website	35,200.00	5,618.00
Staff Time	-	28,200.00
Miscellaneous	1,634.00	147.00
<b><u>FORD FOUNDATION</u></b>		
Programme Expenses		
Salaries & Staff Support	1,531,273.00	1,500,353.00
Meeting Expenses	265,901.00	211,599.00
Travel Related Expenses	710,219.00	388,807.00
Programme Related Cost	822,210.00	
Publication & Website	2,245.00	26,966.00
Training & Capacity Building	-	3,000.00
Administration Expenses		
Audit Expenses	9,169.00	8,560.00
Bank & Service Charges	84.00	196.00
Printing & Stationery	105,225.00	27,258.00
Printing & Publication	-	-
Staff Support	186,641.00	28,795.00



# CREDIBILITY ALLIANCE

B-32, Tara Crescent ,Qutab Institutional Area, New Delhi-110016

Amount (Rs.)

Schedules forming part of Financial Statement		
	F.Y.2008-09	F.Y.2007-08
Printing & Stationery	2,205.00	6,918.00
Postage & courier	1,751.00	5,320.00
Rent	3,500.00	16,000.00
Telephone Charges	9,827.00	14,796.00
Repair & Maintenance	740.00	-
<b>TOTAL Rs.</b>	<b>38,540.00</b>	<b>123,721.00</b>

## SCHEDULE [09A] : GRANTS

Plan International	-	156,642.00
Public Health Institute-I	-	453,693.00
Public Health Institute-II	113,206.00	401,089.00
Public Health Institute-III	291,984.00	-
Guide star Project Grant	-	323,324.00
FORD Foundation Project Grant	4,950,157.00	-
Grant Received From United Way	500,000.00	-
<b>TOTAL Rs.</b>	<b>5,855,347.00</b>	<b>1,334,748.00</b>

## SCHEDULE [10A] : OTHER RECEIPTS

Membership Fees	164,250.00	181,588.00
Accreditation Process Charges	288,643.00	1,172,000.00
PG Review Receipts	55,000.00	1,000.00
Receipt from Projects	128,164.00	-
Miscellaneous Receipt	10,539.00	32,502.00
Workshop Fees .	20,550.00	-
<b>TOTAL Rs.</b>	<b>667,146.00</b>	<b>1,387,090.00</b>

## SCHEDULE [11A] : PROGRAMME RELATED EXPENSES

### Plan International


Admin Charges	-	1,122.00
Travelling Expenses	-	89,661.00
Consultancy Charges	-	239,841.00

### Public Health Institute-I

Assessors Fee	-	281,043.00
Miscellaneous	-	2,346.00
Per Diem	-	115,624.00
Training Exp.	-	20,525.00
Translation Fee	-	10,530.00
Travelling Expenses	-	23,589.00

### Public Health Institute-II

Travelling Expenses	51,641.00	119,467.00
Assessors Fee .	156,000.00	-



## CREDIBILITY ALLIANCE

B-32, Tara Crescent ,Qutab Institutional Area, New Delhi-110016


Amount (Rs.)

Schedules forming part of Financial Statement		
	F.Y.2008-09	F.Y.2007-08
Electricity Charges	165,526.00	196,634.00
Internet Expenses	24,901.00	20,287.00
Misc.Expenditure	88,077.00	46,877.00
Meeting and Travel Local	13,112.00	-
Photocopy	12,253.00	12,534.00
Postage & courier	53,479.00	36,323.00
Office Expenses	13,413.00	
Rent	121,500.00	105,755.00
Repair & Maintenance	33,889.00	19,728.00
Professional Fees	8,556.00	6,000.00
Recruitment Exp.	5,898.00	12,641.00
Telephone Charges	134,689.00	134,959.00
 <b><u>GUIDESTAR PROJECT</u></b>		
Programme Expenses		135,060.00
Staff Support Expenses	-	16,473.00
Meeting Expenses	-	79,440.00
Travel Related Expenses	-	
Administration Expenses		
Audit Fees	-	-
Bank Charges	-	
Electricity Charges	-	16,698.00
Internet Expenses	-	3,087.00
Misc.Expenditure	-	12,674.00
Photocopy	-	2,723.00
Postage & courier	-	8,961.00
Rent	-	7,030.00
Telephone Charges	-	37,408.00
Printing & Stationery	-	3,770.00
Repair & Maintenance	-	
<b>TOTAL Rs.</b>	<b>4,935,144.00</b>	<b>4,684,732.00</b>

### **SCHEDULE [12] : ADMINISTRATIVE & OTHER EXPENSES**

#### **Auditor's Remuneration**

Audit Fee	13,236.00	13,483.00
Reimbursement of out of Pocket Exp.	-	12,280.00
Bank Charges	486.00	1,194.00
Electricity Charges	-	32,328.00
Internet Expenses	4,592.00	2,116.00
Miscellaneous Expenses	2,203.00	19,286.00



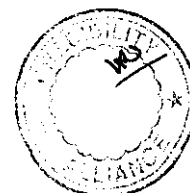


# CREDIBILITY ALLIANCE

B-32, Tara Crescent ,Qutab Institutional Area, New Delhi-110016

Amount (Rs.)

Schedules forming part of Financial Statement		
	F.Y.2008-09	F.Y.2007-08
Per Diem	161,920.00	-
Membership Fees	13,500.00	-
Training Cost	9,812.00	-
Admin Charges	2,000.00	-
<b><u>Public Health Institute-III</u></b>		-
Assessors Fee	10,588.00	-
Membership Fees	4,000.00	-
Workshop Expenses	27,536.00	-
Admin Charges	40.00	-
<b><u>Others</u></b>		
Project Expenses	111,608.00	-
Staff salary	-	536,758.00
Meeting Expenses	12,292.00	21,027.00
Travelling Expenses	29,112.00	78,638.00
Publication & Website	35,200.00	5,618.00
Staff Time	-	28,200.00
Miscellaneous	1,634.00	147.00
<b><u>Ford Foundation</u></b>		
Programme Expenses		
Staff Support Expenses	1,531,273.00	1,500,353.00
Meeting Expenses	265,901.00	211,599.00
Travel Related Expenses	710,219.00	388,807.00
Programme Related Cost	822,210.00	
Publication & Website	2,246.00	26,966.00
Audit Fee	-	13,483.00
Training & Capacity Building	-	3,000.00
Administration Expenses		
Auditor's Expenses	9,169.00	8,560.00
Bank & Service Charges	84.00	196.00
Printing & Stationery	105,225.00	27,258.00
Staff Support	186,641.00	28,795.00
Electricity Charges	165,526.00	196,634.00
Internet Expenses	24,901.00	20,287.00
Misc. Expenditure	88,077.00	46,877.00
Meeting and Travel Local	13,112.00	-
Photocopy	12,253.00	12,534.00
Postage & courier	53,479.00	36,323.00
Office Expenses	13,413.00	-
Rent	121,500.00	105,755.00
Repair & Maintenance	33,889.00	19,728.00
Professional Fees	8,556.00	6,000.00
Recruitment Exp.	5,898.00	16,854.00
Telephone Charges	134,689.00	133,653.00



# CREDIBILITY ALLIANCE

B-32, Tara Crescent ,Qutab Institutional Area, New Delhi-110016

Amount (Rs.)

Schedules forming part of Financial Statement		
	F.Y.2008-09	F.Y.2007-08

## GUIDESTAR PROJECT

Programme Expenses		
Staff Support Expenses	-	135,060.00
Meeting Expenses	-	16,473.00
Travel Related Expenses	-	79,440.00
Administration Expenses		
Electricity Charges	-	16,698.00
Internet Expenses	-	3,087.00
Misc. Expenditure	-	12,674.00
Photocopy	-	2,723.00
Postage & courier	-	8,961.00
Rent	-	7,030.00
Telephone Charges	-	37,408.00
Printing & Stationery	-	3,770.00
<b>TOTAL Rs.</b>	<b>4,935,144.00</b>	<b>4,701,122.00</b>

## SCHEDULE [12A] : ADMINISTRATIVE & OTHER EXPENSES

### Auditor's Remuneration

Audit Fee	-	-
Reimbursement of out of Pocket Exp.	-	12,280.00
Bank Charges	486.00	1,670.00
Electricity Charges	-	32,328.00
Internet Expenses	4,592.00	2,116.00
Miscellaneous Expenses	2,203.00	19,286.00
Printing & Stationery	2,205.00	6,918.00
Postage & courier	1,751.00	5,320.00
Rent	3,500.00	16,000.00
Telephone Charges	9,827.00	14,796.00
Repair & Maintenance	740.00	-
<b>TOTAL Rs.</b>	<b>25,304.00</b>	<b>110,714.00</b>

## SCHEDULE [13] : LOAN & ADVANCES

Tax Deducted at Soucre	32,393.00	131,309.00
Current Liability Paid	13,483.00	30,499.00
Staff Advance	60,000.00	
Prepaid Expenses	6,813.00	
Give India	278,638.00	
Loan & Advances	-	175,132.00
<b>TOTAL Rs.</b>	<b>391,327.00</b>	<b>336,940.00</b>



**CREDIBILITY ALLIANCE**  
**B-32, Tara Crescent, Qutab Institutional Area, New Delhi-110016**

Schedule:[03] FIXED ASSETS

DESCRIPTION	GROSS BLOCK		DEPRECIATION		NET BLOCK		RATE OF DEP
	As At 31.4.2008	As at 31.03.2009	UPTO 1.4.2008	FOR THE YEAR	AS AT 31.3.09	AS AT 31.3.08	
<b>A. Asset out of Grant fund</b>							
Furnitures & Fixtures	366,914.00	366,914.00	72,991.00	29,393.00	264,530.00	293,923.00	10%
Office Equipments	132,716.00	132,716.00	52,170.00	12,082.00	68,464.00	80,546.00	15%
Computer	58,161.00	58,161.00	54,407.00	2,252.00	1,502.00	3,754.00	60%
Laptop	202,240.00	202,240.00	184,504.00	10,642.00	7,094.00	17,736.00	60%
Mobile Phone	7,854.00	7,854.00	3,030.00	724.00	4,100.00	4,824.00	15%
Printer & Scanner	29,360.00	29,360.00	11,329.00	2,705.00	15,326.00	18,031.00	15%
Projector	65,000.00	65,000.00	25,082.00	5,988.00	31,070.00	39,918.00	15%
Server	30,000.00	30,000.00	28,080.00	1,152.00	29,232.00	1,920.00	60%
Computer in Kind	2.00	2.00	-	-	-	2.00	
<b>TOTAL [A]</b>	<b>892,247.00</b>	<b>892,247.00</b>	<b>431,593.00</b>	<b>64,938.00</b>	<b>496,531.00</b>	<b>395,716.00</b>	<b>460,654.00</b>
<b>B. Asset out of Own fund</b>							
Office Equipments	6,590.00	2,079.00	989.00	996.00	1,985.00	6,684.00	15%
<b>TOTAL [B]</b>	<b>6,590.00</b>	<b>2,079.00</b>	<b>989.00</b>	<b>996.00</b>	<b>1,985.00</b>	<b>6,684.00</b>	<b>5,601.00</b>
<b>GRAND TOTAL [A+B]</b>	<b>898,837.00</b>	<b>2,079.00</b>	<b>432,582.00</b>	<b>65,934.00</b>	<b>498,516.00</b>	<b>402,400.00</b>	<b>466,255.00</b>

